

This document is issued by LGT Wealth Management, the Sub Investment Manager of this Fund.

### Investment objective

The aim of the Fund is to increase the value of an investment over a minimum of 5 years through a combination of capital growth – which is profit on investments held, and income received by the Fund – which is money paid out of investments, such as dividends from shares and interest from bonds. The Fund also aims to deliver, over any rolling 5 year period, an average of inflation plus 1.5% per annum.

### Investment strategy

The Investment Manager seeks returns by investing in companies that are focused on driving and improving ESG change and are also well positioned to grow profit and overall company value.

### Assessing ESG performance

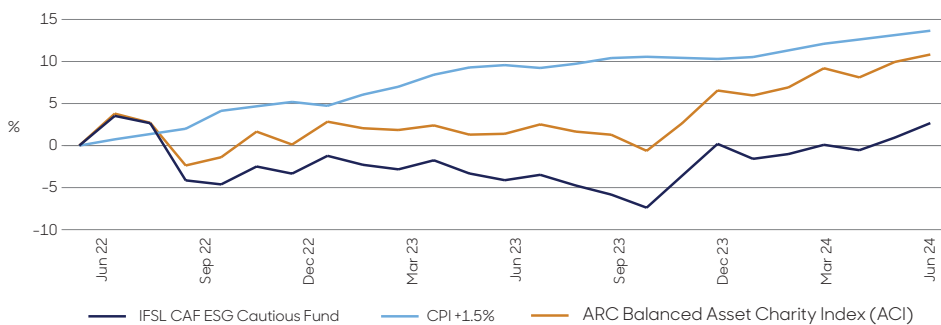
- The Fund will seek validation of its ESG credentials using an independent ESG ratings agency to assess the portfolio's overall ESG score.
- The Fund currently uses MSCI for this assessment and a "high" ESG score should be considered as AA or AAA. MSCI methodology can be found in the useful details section (page 3).

### Responsible investing framework

Ethical screening is used to avoid investing in companies that generate more than a defined percentage of revenue from certain activities including, but not limited to:

- Tobacco, Gambling services, Armaments (military weapons, equipment and civilian firearms) – maximum of 5% of revenue.
- Pornography – maximum of 3% of revenue.
- Predatory lending, Cluster munitions and landmines – 0% of revenue.
- Coal, unconventional oil or gas extraction (eg tar sands and shale), or coal power generation – maximum of 5% of revenue.

### Performance



The performance of the fund has been calculated using bid to bid basis, based on an Annual Management Charge (AMC) of 0.5%, gross income re-invested. The Comparative Index performance is on a Total Return basis. Source: Morningstar (Fund) and Thomson Reuters DataStream (Performance target and comparator)

### Cumulative performance

	Quarter (%)	YTD (%)	1 Year (%)	3 Years (% p.a.)	5 Years (% p.a.)
IFSL CAF ESG Cautious Fund*	2.6	2.5	7.1	n/a	n/a
CPI +1.5% (Performance target)	1.4	2.4	3.7	n/a	n/a
ARC Balanced Asset Charity Index (ACI) (Performance comparator)	1.5	4.4	9.3	n/a	n/a

Source: Morningstar (Fund) and Thomson Reuters DataStream (Performance target and comparator)  
\*Fund performance is Gross of annual management charges.

**Past performance is not a reliable indicator of future results.** The price of shares and the income from them may go down as well as up and cannot be guaranteed; an investor may receive back less than their original investment.

\*MSCI company ratings are provided to enable comparisons with investments held elsewhere in a standardised format. We conduct our own proprietary research which may lead us to have a view different to that expressed by the MSCI score.

## MSCI ESG RATINGS



CCC B BB BBB A AA AAA

Rated as at 30/06/2024\*

### Key facts

Fund Manager(s)	Ben Ward
Fund Manager start date	13 Jun 2022
Fund launch date	13 Jun 2022
Fund size	£27.9m
Number of holdings	119
Performance target	CPI +1.5%
Performance comparator	ARC Balanced Asset Index (ACI)
Annual Management Charge	0.50%
Ongoing Charges Figure*	0.50%
Valuation point	12 noon (UK)
Base currency	GBP
SEDOL	
Cautious Acc	BPSLVQ2
Cautious Inc	BPSLVX9
ISIN	
Cautious Acc	GB00BPSLVQ29
Cautious Inc	GB00BPSLVX95

\*OCF as at 30/06/2024.

The Ongoing Charge Figure (OCF) is the overall cost shown as a percentage of the value of the assets of the Fund. It is made up of the Annual Management Charge (AMC) and the other expenses taken from the Fund over the last annual reporting period. It does not include any initial charges or the cost of buying and selling stocks for the Fund. The OCF can help you compare the costs and expenses of different funds.

### Risk and reward profile

Lower risk Typically lower rewards Higher risk Typically higher rewards

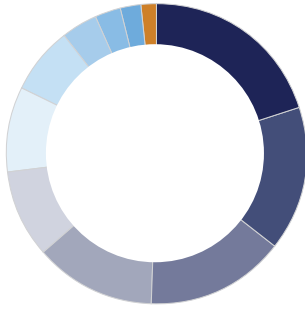


This indicator reflects the volatility of the fund's share price over the last five years. See Key Investor Information Document (KIID) for details.

Securities within the portfolio are not all denominated in sterling.

The investment manager seeks to hedge currency risk for fixed income, but does not generally hedge non-sterling equity exposure.

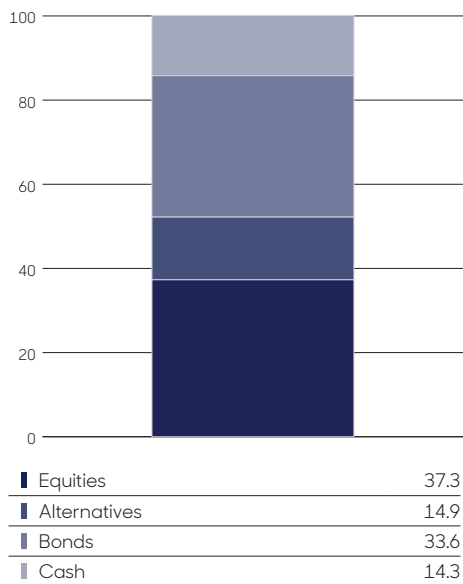
## Equity breakdown - industry (%)



Technology	7.5
Health Care	5.8
Industrials	5.6
Consumer Discretionary	4.8
Consumer Staples	3.5
Utilities	3.4
Financials	2.7
Real Estate	1.5
Telecommunications	1.0
Basic Materials	0.8
Energy	0.6

As at 30/06/2024

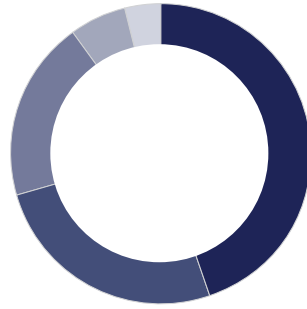
## Asset class breakdown (%)



As at 30/06/2024

Definitions: Cash and Other - may include bank and building society deposits, other money market instruments such as Certificates of Deposits (CDs), Floating Rate Notes (FRNs) including Asset Backed Securities (ABSs), Money Market Funds and allowances for tax, dividends and interest due if appropriate.

## Equity breakdown - region (%)



North America	16.7
Europe ex UK	9.6
UK	7.2
Pacific ex. Japan	2.3
Other	1.4

As at 30/06/2024

## Asset class ranges

Asset class	Range (%)
Equities	10-40
Bonds	20-50
Alternatives	10-40

As at 30/06/2024

## Top ten holdings

Stocks	Fund (%)
Govt. of United States of America 2.75% 31-aug-2025	2.5
Govt. of United Kingdom 0.25% 31-jul-2031	2.2
Govt. of United Kingdom 0.625% 31-jul-2035	2.2
Govt. of United Kingdom 0.125% 30-jan-2026	2.0
Govt. of United States of America 1.125% 15-jan-2033	1.9
Govt. of United States of America 2.0% 15-nov-2041	1.8
AstraZeneca	1.4
Eli Lilly and Company	1.4
Taiwan Semiconductor Manufacturing Co.	1.4
Microsoft	1.4
<b>Assets in top ten holdings</b>	<b>18.3</b>

As at 30/06/2024

CAF Financial Solutions Limited (CFSL) is a subsidiary of the Charities Aid Foundation. Investment Fund Services Limited (IFSL) is the Authorised Corporate Director (ACD) for the IFSL CAF Investment Fund. This fund range is promoted by CFSL and LGT Wealth Management are appointed as Sub Investment Manager. Find out more about CAF Financial Solutions Limited (CFSL) full range by visiting [www.cafonline.org/charityinvestments](http://www.cafonline.org/charityinvestments)



For a full explanation of specific risks and the overall risk profile of this fund and the shareclasses within it, please refer to the Key Investor Information Documents and Prospectus which are available on our website - [www.cafonline.org/charityinvestments](http://www.cafonline.org/charityinvestments)

## Key Risks

(a) The value of investments and the income from them can fall and investors may get back less than the amount invested.

(b) The fund invests in securities which are subject to the risk that the issuer may default on interest or capital payments.

(c) The use of derivatives carries the risk of reduced liquidity, substantial loss and increased volatility in adverse market conditions, such as a failure amongst market participants. The use of derivatives may result in the fund being leveraged (where market exposure and thus the potential for loss by the fund exceeds the amount it has invested) and in these market conditions the effect of leverage will be to magnify losses.

(d) The fund invests in emerging market equities and / or bonds. Investing in emerging markets involves a greater risk of loss than investing in more developed markets due to, among other factors, greater political, tax, economic, foreign exchange, liquidity and regulatory risks.

(e) The fund invests in equity and equity related securities. These are sensitive to variations in the stock markets which can be volatile and change substantially in short periods of time.

(f) The fund invests in high yielding bonds which carry a greater risk of default than those with lower yields.

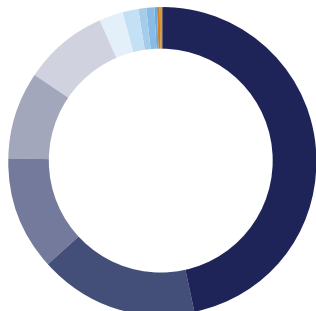
(g) The fund price can go up or down daily for a variety of reasons including changes in interest rates, inflation expectations or the perceived credit quality of individual countries or securities.

## Voting

LGT Wealth Management believes that better corporate behaviour will provide better returns over the longer term. We aim to enhance and preserve the value of our clients' investments through active and engaged ownership of their assets. We consider a broad range of factors that might affect the success of a given company.


We vote on all shareholdings, seeking to represent our clients' best interests in the decisions we make on their behalves. Because we believe that strong business ethics and governance will generate positive outcomes, we encourage best-practice standards in our investee companies.

### Management resolutions by type (%)



Director election	46.8%
Capitalisation	16.7%
Compensation	12.0%
Audit related	9.0%
Routine business	8.9%
Takeover related	2.7%
Social	1.4%
Director related	1.0%
Company articles	0.8%
Mutual Funds	0.2%
Strategic transactions	0.2%
Non-routine business	0.2%
Environmental	0.1%

### Voting alignment with management



7% against      93% for

## Market Commentary

- Markets remain fixated on central banks' next interest rate decisions although other factors are becoming more influential in shaping the direction of markets. These include political risk, the outlook for global growth and levels of sovereign indebtedness. We see the range of potential outcomes remaining wide and portfolio positioning reflects that uncertainty.
- A scenario where inflation moves back to target without a concomitant slowdown in growth would likely be positive for equities. However, an economic slowdown, followed by a rapid monetary policy response would be an attractive environment for high-quality fixed income. Although, resilient economic activity could keep rates from moving meaningfully lower, we believe fixed income holdings should play the traditional role of providing predictable income and diversification from equities. Cash has offered a reasonable home whilst reviewing the available opportunities, however its attraction will decline with rate cuts, not to mention the opportunity cost for long-term investors.

- The overall emphasis remains on balanced portfolios of high-quality companies that can survive and thrive independently of economic and political cycles. We have a well-established preference for high-quality equities as we expect companies with pricing power, strong balance sheets, and durable competitive advantages to be better placed to add value over the medium to longer term. Elsewhere, new structural growth drivers like AI are creating a host of exciting new investment opportunities for long-term investors.

## Collaborative Engagement Initiatives

Nature Action 100



### Case study - Nature Action 100

Nature Action 100 is a global investor engagement initiative focused on driving greater corporate ambition and action to reverse nature and biodiversity loss.

With more than half of the world's GDP reliant on nature and its services, depleting natural capital creates significant operational, regulatory, litigation, and reputational risk for investors and businesses alike, and negative economic repercussions globally. The initiative engages companies in eight key sectors that are deemed to be systemically important in reversing nature and biodiversity loss by 2030. Launched in September of 2023, Nature Action brings together 190 investor participants representing \$23.6 trillion in assets under management or advice.

Investors part of the Nature Action initiative aim to drive greater corporate ambition and action in the following sectors:

- Biotechnology and pharmaceuticals
- Chemicals
- Household and personal goods
- Consumer goods retail
- Food
- Food and Beverage
- Forestry and Paper
- Mining and Metals

LGT has joined two investor teams to push for greater ambition around nature action at companies within the pharmaceutical sector and food and beverage.

Any data contained herein which is attributed to a third party ("Third Party Data") is the property of (a) third party supplier(s) (the "Owner") and is licensed for use by LGT Wealth Management\*\*. Third Party Data may not be copied or distributed. Third Party Data is provided "as is" and is not warranted to be accurate, complete or timely. To the extent permitted by applicable law, none of the Owner, LGT Wealth Management\*\* or any other third party (including any third party involved in providing and/or compiling Third Party Data) shall have any liability for Third Party Data or for any use made of Third Party Data. Past performance is no guarantee of future results. Neither the Owner nor any other third party sponsors, endorses or promotes the fund or product to which Third Party Data relates.

© 2022 Morningstar. All Rights Reserved. The information contained herein: (1) is proprietary to Morningstar and/or its content providers; (2) may not be copied or distributed; and (3) is not warranted to be accurate, complete or timely. Neither Morningstar nor its content providers are responsible for any damages or losses arising from any use of this information. Past performance is no guarantee of future results.

The MSCI information may only be used for your internal use, may not be reproduced or disseminated in any form and may not be used as a basis for or a component of any financial instruments or products or indices. None of the MSCI information is intended to constitute investment advice or a recommendation to make (or refrain from making) any kind of investment decision and may not be relied on as such. Historical data and analysis should not be taken as an indication or guarantee of any future performance analysis forecast or prediction. The MSCI information is provided on an "as is" basis and the user of this information assumes the entire risk of any use made of this information. MSCI, each of its affiliates and each other person involved in or related to compiling, computing or creating any MSCI information (collectively, the "MSCI" Parties) expressly disclaims all warranties (including without limitation, any warranties of originality, accuracy, completeness, timeliness, non-infringement, merchantability and fitness for a particular purpose) with respect to this information. Without limiting any of the foregoing, in no event shall any MSCI Party have any liability for any direct, indirect, special, incidental, punitive, consequential (including, without limitation, lost profits) or any other damages ([www.msci.com](http://www.msci.com)).

The period of extreme volatility experienced in bond markets and the heightened correlation between bonds, equities and alternative assets since the fund was launched in June 2022 owing to rapid interest rate rises in response to heightened inflation, has impacted SRRIs across the marketplace. In all cases, an increase in the SRRIs was due to higher market volatility and not because of any changes in the fund's investment objective or policy. The SRRIs are constantly reviewed and may be lower or higher in future.

#### Important information

##### **THIS REPORT IS FOR USE BY CHARITABLE CLIENTS OF THE IFSL CAF ESG CAUTIOUS FUND.**

This Fund is an authorised Investment Company with Variable Capital. The Authorised Corporate Director is Investment Fund Services Limited (IFSL), registered office: Marlborough House, 59 Chorley New Road, Bolton, BL1 4QP. Issued by the appointed Sub Investment Manager, LGT Wealth Management. Further product information, including full details of charges and risks, is set out in the prospectus which is available from [www.ifslfunds.com/sponsor-literature/CAF/](http://www.ifslfunds.com/sponsor-literature/CAF/) CAF Financial Solutions Limited (CFSL) is authorised and regulated by the Financial Conduct Authority under registration number 189450. CFSL Registered office is 25 Kings Hill Avenue, Kings Hill, West Malling, Kent, ME19 4TA. Registered under number 2771873. CFSL is a subsidiary of Charities Aid Foundation (registered charity number 268369).

#### Useful details

Issued by LGT Wealth Management as the Appointed Sub Investment Manager

Existing investor enquiries line:  
0808 178 9321

New charity investors line:  
03000 123 222  
[www.cafonline.org/charityinvestments](http://www.cafonline.org/charityinvestments)

CAF Charitable Trusts information line:  
03000 123 028  
[www.cafonline.org/trustinvestments](http://www.cafonline.org/trustinvestments)

LGT Wealth Management  
+44 (0)20 3207 8000  
[LGT.Charities@LGT.com](mailto:LGT.Charities@LGT.com)

Calls may be monitored and/or recorded to protect both you and us and help with our training. Call charges will vary.